




EMBEDDING STATION



CODE	DESCRIPTION
40-200-002	Paraffin Dispenser BEC150
40-300-202	Cooling Plate BCP170
40-300-203	Cooling Plate BCP230

IVD In vitro diagnostic - medical device

 Manufacturer: **Bio-Optica Milano S.p.A.**

Release date: 19/02/2021
Rev. 07

Bio-Optica Milano S.p.A. Via San Faustino 58 - 20134 Milano
Phone +39 02.21.27.13.1 - Fax Italia +39 02.21.53.000 - Fax Export +39 02.21.54.155
www.bio-optica.it – info@bio-optica.it – claims@bio-optica.it

Vertrieb in Deutschl

The NEW Bio-Optica Tissue Embedding Station consists of two modules (Embedding Module and the Cryo Module) to use as an ergonomic workstation for the production of tissue embedded paraffin blocks. The user may position the individual modules for either left-to-right or right-to-left workflow, depending only on personal preference or natural skills.

Work surfaces on the two modules are at the same height so that specimens may be easily transferred from one to the other efficiently.


The embedding unit is composed by the Embedding Module BEC150 and the Cryo Module (BCP170 or BCP230)

BEC150 EMBEDDING MODULE

Paraffin dispenser used to effect the embedding of histological samples quickly and cleanly. The constant temperature of the paraffin basin, of the working plate and the separate heating of the dispensing nozzle assure the optimal working temperature. Thermal unit used for molds heating and paraffin of histological samples.

Structural Features

- Easy-to-clean metal frame and silicon coated wrist pads.
- Paraffin tank with a capacity of 4 litres.




- Large heated aluminum work plate that allows for a smooth workflow, simple operation and precise control.
- Integrated heated wax trimmers at both sides for convenient tissue block trimming.

- The paraffin flow can be released manually by proximity sensor (maintenance-free) as well as via footswitch (optional accessory).
- Controllable paraffin flow rate via knob.
- Rectangular cooled spot 80 x 65 mm for a quick cooling of specimens up to -3 ° C via "Peltier" plate, controlled independently. Big area suitable also for Super Cassettes.



Release date: 19/02/2021
Rev. 07

- 4.3" touchscreen LCD display impacts and solvents resistant.
- Temperature range of left and right Thermal Storage Compartments, working area and paraffin tank adjustable from 50 °C (122 °F) to 75 °C (167 °F).
- Large, user friendly interface allows quick access to the temperature controls and other parameters. Also allows to set and program the work time and work days
- Paraffin tank level detection with two integrated level sensors.
- The paraffin level can be easily controlled on the display via the specific paraffin gauge reading.
- Removable heated forceps holder for 6 forceps, accessible from both sides.
- Possibility to apply heated forceps/ heated tampers directly to the Embedding Module. The connectors (internal power supply – preinstalled) are on the left and right side near the LEDs in order to help both right-handed and left-handed.
- 2 paraffin removable collection trays drawers with disposable paper containers avoiding difficult cleaning operations.
- Dimmable White LEDs lighting uniformly illuminate the workspace. Multiple levels of brightness for the LED work light can be adjusted directly from the display for both, specimen and accessory areas, in order to guarantee a clear visibility, reducing fatigue and minimizing errors.
- Double status indicator lights connected to the paraffin filling level in order to control even from distance the melting of the paraffin: orange (**picture 1**, loading status) and green (**picture 2**, ready to use status).
- Ergonomic wrist pads increase hand stability and precision.
- Easy-to-open trays allow for efficient access to cassettes and molds. Tray lids can be half opened to keep the temperature stable



PICTURE 1: LOADING STATUS



PICTURE 2: READY TO USE STATUS



Release date: 19/02/2021
Rev. 07

Bio-Optica Milano S.p.A. Via San Faustino 58 - 20134 Milano
Phone +39 02.21.27.13.1 - Fax Italia +39 02.21.53.000 - Fax Export +39 02.21.54.155
www.bio-optica.it – info@bio-optica.it – claims@bio-optica.it

Vertrieb in Deutschland :
RESOLAB GmbH
Alter Rehmer Weg 7
32574 Bad Oeynhausen
Tel. 05731-8689890
Fax 05731-8689891
Email info@resolab.de
Web www.resolab.de

Technical Features

Working temperature adjustment:

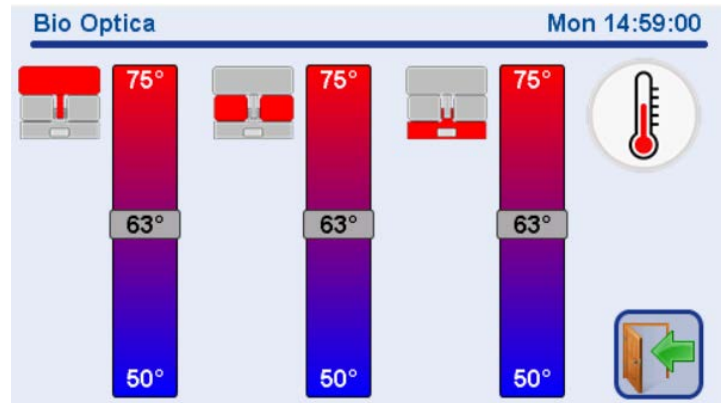
From +50°C to +75°C through touch panel

Programmable working parameters:

Through control panel with digital display

Programmable parameters:

- Temperature for Paraffin tank, Thermal Storage Compartments and working area
- Working day, current weekday
- Working times (start, end), current time



Installation

Place the instrument on a stable vibration-free laboratory table with horizontal, flat table top, as far as possible vibration-free ground.

Connect the plug of the power cord to the connection socket on the rear of the instrument. Plug the power cord using the cable supplied into the wall outlet (230V~ 50/60Hz).

Do not use extension cords or adapters and do not modify the cable supplied.

Applicable Standards CE marked, EN 61010: 2010, IEC 61326-1: 2012, IECCE CB Test Certificate
The CB Certificates notarized on BLOCKCHAIN <https://blockchain.img.it/>

BCP170 CRYO MODULE FEATURES

Cryo module used to obtain the rapid cooling of histological samples included in paraffin.

Structural Features

- Painted sheet steel chassis.
- Large aluminum surface for base mold storage up to 70 paraffin blocks.
- Cooling system by compressed cycle without CFC. Refrigerant R134A 75 grams.

Technical Features

Working: Power switch button ON/OFF.

Temperature: Working Temperature fixed at -10°C.

Release date: 19/02/2021
Rev. 07

Bio-Optica Milano S.p.A. Via San Faustino 58 - 20134 Milano
Phone +39 02.21.27.13.1 - Fax Italia +39 02.21.53.000 - Fax Export +39 02.21.54.155
www.bio-optica.it – info@bio-optica.it – claims@bio-optica.it

Vertrieb in Deutschland :
RESOLAB GmbH
Alter Rehmer Weg 7
32574 Bad Oeynhausen
Tel. 05731-8689890
Fax 05731-8689891
Email info@resolab.de
Web www.resolab.de

Installation

Place the instrument on a stable vibration-free laboratory table with horizontal, flat table top, as far as possible vibration-free ground. Connect the plug of the power cord to the connection socket on the rear of the instrument. Plug the power cord using the cable supplied into the wall outlet (230V~ 50/60Hz).

Do not use extension cords or adapters and do not modify the cable supplied.



IMPORTANT: Make sure that the back grid has at least a 15 cm free space in order to allow the aeration of the cooling system and the optimal system performance. In case of installing multiple units, never place the instruments with rear aeration grids against each other. If it is not possible, leave a space of at least 60 cm between a rear grid and the other.

Applicable Standards CE marked, EN 61010: 2010, IEC 61326-1: 2012, IECEE CB test certificate
The CB Certificates notarized on BLOCKCHAIN <https://blockchain.img.it/>

BCP230 CRYO MODULE FEATURES

Cryo module used to obtain the rapid cooling of histological samples included in paraffin.

Structural Features

- Painted sheet steel chassis.
- Large stainless steel surface that offers space for storage of up to 300 paraffin blocks, placed in vertical position.
- Provided with plexiglass transparent cover and 48 mm high edge, where is concentrated most of the cooling power, to obtain a refrigerated chamber and not only a cold supporting plane.
- Cooling system by compressed cycle without CFC. Refrigerant R134A 75 grams.



Technical Features

Working: Power switch button ON/OFF.
Temperature: Working Temperature fixed at -20°C (with top cover).

Release date: 19/02/2021
Rev. 07

Bio-Optica Milano S.p.A. Via San Faustino 58 - 20134 Milano
Phone +39 02.21.27.13.1 - Fax Italia +39 02.21.53.000 - Fax Export +39 02.21.54.155
www.bio-optica.it – info@bio-optica.it – claims@bio-optica.it

Vertrieb in Deutschland :
RESOLAB GmbH
Alter Rehmer Weg 7
32574 Bad Oeynhausen
Tel. 05731-8689890
Fax 05731-8689891
Email info@resolab.de
Web www.resolab.de

Installation

Place the instrument on a stable vibration-free laboratory table with horizontal, flat table top, as far as possible vibration-free ground. Connect the plug of the power cord to the connection socket on the rear of the instrument. Plug the power cord using the cable supplied into the wall outlet (230V~ 50/60Hz).

Do not use extension cords or adapters and do not modify the cable supplied.



IMPORTANT: Make sure that the back grid has at least a 15 cm free space in order to allow the aeration of the cooling system and the optimal system performance. In case of installing multiple units, never place the instruments with rear aeration grids against each other. If it is not possible, leave a space of at least 60 cm between a rear grid and the other.

Applicable Standards CE marked, EN 61010: 2010, IEC 61326-1: 2012, IECCE CB test certificate
The CB Certificates notarized on BLOCKCHAIN <https://blockchain.img.it/>

Paraffin Dispenser BEC150

Dimension Features	Dimensions (W x D x H)	560 x 605 x 405 mm
	Work surface (W x D)	517 x 120 mm
	Weight	18 Kg
	Paraffin tank	4 L
Electrical connections	Power Supply	230 V
	Frequency	50 ÷ 60 Hz
	Power	0,6 kW
	Fuses	2 fuses of 4 Ampere - 5x20 mm - T4AH250V
Other Connections	Water connections	Not necessary
	Fumes aspiration/filtration	Not necessary

Cooling Plate BCP170

Dimension Features	Dimensions (W x D x H)	410 x 605 x 405 mm
	Cooling surface dim. (W x D)	370 x 350 mm
	Weight	24 Kg
Electrical connections	Power Supply	230 V
	Frequency	50 ÷ 60 Hz
	Power	0,6 kW
	Fuses	2 fuses of 6.3 Ampere - 5x20 mm – T6.3AH250V
Other Connections	Water connections	Not necessary
	Fumes aspiration/filtration	Not necessary

Cooling Plate BCP230

Dimension Features	Dimensions (W x D x H)	410 x 605 x 405 mm
	Cooling surface dim. (W x D)	370 x 350 mm
	Weight	24 Kg
Electrical connections	Power Supply	230 V
	Frequency	50 ÷ 60 Hz
	Power	0,6 kW
	Fuses	2 fuses of 6.3 Ampere - 5x20 mm – T6.3AH250V
Other Connections	Water connections	Not necessary
	Fumes aspiration/filtration	Not necessary

Release date: 19/02/2021
 Rev. 07



Optional Accessories

CODE	DESCRIPTION	Q.TY
40-200-060	Pedal for paraffin supply	1
40-200-061	Magnifying Lens without support (code 40-200-068 required)	1
40-200-068	Support for Magnifying Lens	1
40-200-062	Heated Forceps 1mm	1
40-200-063	Heated Forceps 2mm	1
40-200-064	Heated Forceps 4mm	1
40-200-065	Heated Tamper 8 x 8mm	1
40-200-066	Heated Tamper 16 x 16mm	1
40-200-067	Heated Tamper 28 x 25mm	1
40-200-070	Wax scraper	3
40-200-071	Paraffin recovery tray	40

Release date: 19/02/2021
Rev. 07

Bio-Optica Milano S.p.A. Via San Faustino 58 - 20134 Milano
Phone +39 02.21.27.13.1 - Fax Italia +39 02.21.53.000 - Fax Export +39 02.21.54.155
www.bio-optica.it – info@bio-optica.it – claims@bio-optica.it

Vertrieb in Deutschland :
RESOLAB GmbH
Alter Rehmer Weg 7
32574 Bad Oeynhausen
Tel. 05731-8689890
Fax 05731-8689891
Email info@resolab.de
Web www.resolab.de